

Iowa

LIHEAP FY2017 State Profile

Total Funding Available
\$58,879,255

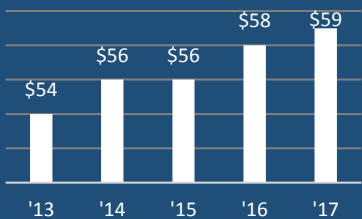
Total Households Served
80,101

Income Eligibility Requirements
\$42,525
 for a 4-person household

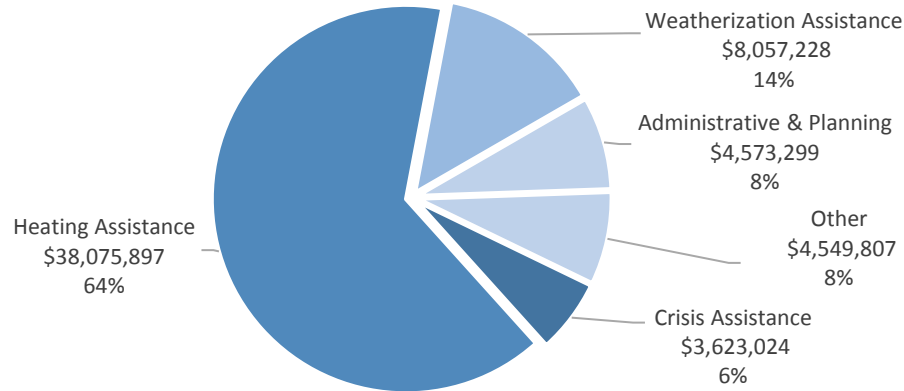
% of State Income-Eligible Population Served
27%

State Income-Eligible Population
300,663

Annual Funds, 2013-2017
 (\$ millions)



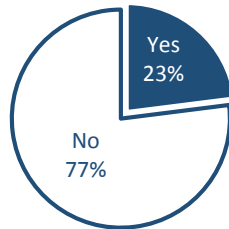
Uses of Funds



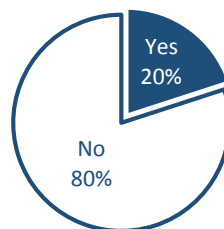
The Other category consists of:
 Carryover to FY 2018 (\$4,099,807)
 Assurance 16 Activities (\$450,000)

Vulnerable Recipient Households

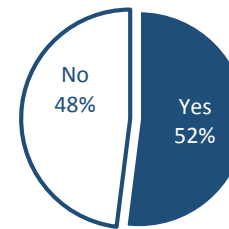
Households with Elderly Member



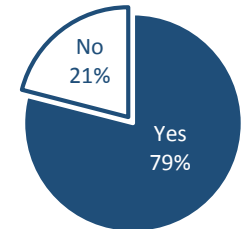
Households with Young Child



Households with Disabled Member



Households with Any Vulnerable Member



Types of Assistance

Heating Assistance served 80,101 households with a reported average benefit of \$468.

Year-Round Crisis Assistance served 7,526 households with a reported average benefit of \$278.

Weatherization Assistance served 1,161 households with a calculated average benefit of \$6,940.

Data are current as of August 10, 2018.
 For more information, see <https://liheappm.acf.hhs.gov/>.